



STYLO

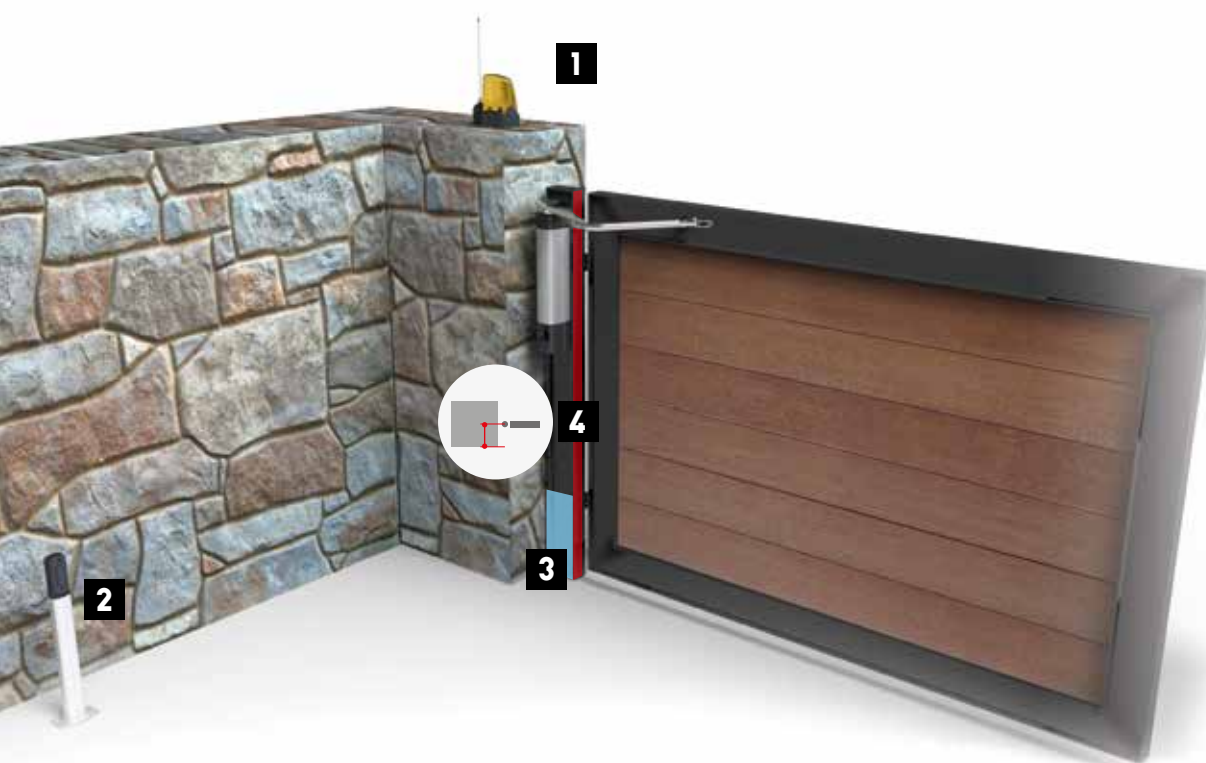
**AN IDEAL
SOLUTION
FOR APPLYING
TO SMALLER
SIZED POSTS.**

Gate leaves
of up to 1,8 m



CAME 

CAME.COM



1
Low consumption
LED flashing light


2
Inside
photocell

3
Minimum
80 mm / 3,2 in

4
C Max. Distance
between the post's
inside surface
and the gate's
rotating axis

LITTLE BIG STYLO.

Just 80 mm (3.2 in) of post; that's all STYLO needs! The ideal operator for swing gates measuring up to 1.8 m (6 ft) in length, per gate leaf, installed on small gate posts, or close to fences or walls up against the gate.



THE ADVANTAGES OF CAME'S STYLO

- Movement controlled by the encoder.
- Tested in compliance with the European standards.
- For installing on gates with minimum width, starting from 8 cm, posts; even up against a wall or fence, thanks to the straight-arm option.
- Can operate in emergency mode during power outages.
- Reliable and sturdy even if smaller in size, thanks to its irreversible system.
- Custom-key release system.
- Also available in the reversible version.



USER FRIENDLY AND RELIABLE

STYLO lets you power your gate quickly, with non invasive or costly work, even with no previous set up. All you need is 80 mm (3.2 in) of gate post width to ensure proper installation. The aesthetics of the gate remain the same and its movement becomes modern and efficient.

TOTAL CONTROL

- Encoder-based electronics to safely manage the gate leaf's movement and its slow down phases; the system accurately detects any obstructions in the gate's path.
- Self-diagnosis of the safety devices before the gate moves.
- Display to view the programming features.
- Warning LEDs built into the electronic board, for quickly diagnosing any system malfunctions.

WITH EITHER STRAIGHT OR ARTICULATED ARM

You can choose between two different arm types, depending on the need. STYLO, in fact, comes with either an articulated or straight transmission arm. The latter option is ideal when the gate post is up against a wall or fence.

STYLO TECHNOLOGY



GUARANTEED 24 VOLTS

The 24 V DC gearmotors are designed for intensive duty and are guaranteed to work even during power outages. This icon also means that a product is powered by low voltage.



EN TESTED SAFETY

This operator is tested in conformity with European Standards on impact forces.



ENCODER

Gearmotor or operator with Encoder.

READ UP AT CAME.COM ABOUT THE FULL RANGE OF CAME OPERATORS AND ACCESSORIES



TRANSMITTERS



PHOTOCELLS



KEY-SWITCH
SELECTOR



12 KEYPAD
SELECTOR

CAME is a market leading home, industrial, and special technological projects automation manufacturing company. A full range of household solutions: from operators for gates and garage doors, to shutter and awning winding motors, and even home automation control, to burglar proof and video entry systems. Technology and reliability to serve your business, thanks to solutions designed for powering large industrial doors, automatic doors, street barriers, turnstiles, access control systems and parking facilities.

CAME.COM

CAME AUTOMATED OPERATORS AND ACCESS CONTROL

SLIDING GATE OPERATORS



SWING GATE OPERATORS



AUTOMATED OPERATORS FOR SECTIONAL AND GARAGE DOORS



AUTOMATIC STREET BARRIERS



OPERATORS FOR INDUSTRIAL ENTRANCES



AUTOMATED OPERATORS FOR ROLLER SHUTTERS



AUTOMATIC TURNSTILES AND ACCESS CONTROL



AUTOMATIC PARKING SYSTEMS



ACCESSORIES



COMPLETE SYSTEMS



CUSTOMIZED ELECTRONICS FOR YOUR NEEDS!

STYLO is available with motor at 24 V DC version.

The table shows the main characteristics, matched to the gearmotors.

CONTROL BOARD / CONTROL PANEL

ZL92

SAFETY	
SELF-DIAGNOSING safety decives	■
PRE-FLASHING when opening and closing	■
REOPENING during closing	■
RECLOSEING during opening	■
Obstruction WAIT	■
TOTAL STOP	■
PARTIAL STOP	■
OBSTRUCTION DETECTION in front of photocells	■
ENCODER	■
MOVEMENT CONTROLLING and OBSTRUCTION DETECTING device	■
AMPEROMETRIC DETECTION	■
COMMAND	
PEDESTRIAN OPENING 1 leaf	■
PARTIAL OPENING 1 leaf	■
OPEN ONLY from transmitter and/or from button	■
ONLY OPEN or ONLY CLOSE button connection	■
OPEN-STOP-CLOSE-STOP from the transmitter and/or button	■
OPEN-CLOSE-INVERT from the transmitter and/or button	■
MAINTAINED ACTION	■
DELAYED OPENING 1st leaf	■
DELAYED OPENING 2nd leaf	■
CHARACTERISTICS	
FLASHING LIGHT connection	■
CYCLE LIGHT connection	■
COURTESY LIGHT connection	■
Antenna	■
OPEN ALERT LIGHT connection	■
Contact output for 2nd RADIO CHANNEL	■
OPERATING TIME adjusting	■
SELF-LEARNING of the transmitter's RADIO CODE	■
Connection for the ELECTRIC LOCK and/or RAMMING	■
Adjustable AUTOMATIC RECLOSEING TIME	■
OPENING and/or CLOSING slow downs	■
EMERGENCY BATTERY operation (optional)	■
TRAVEL and SLOW DOWN SPEEDS SPEEDS	■
DISPLAY	■
SELF-LEARNING opening and closng limit-switches	■
CAME Connect	■
Designed to fit RIO System 2.0	■
CRP control	■
ENERGY SAVINGS control (001RGP1)	■

■ 24 V DC

STYLO TECHNOLOGY



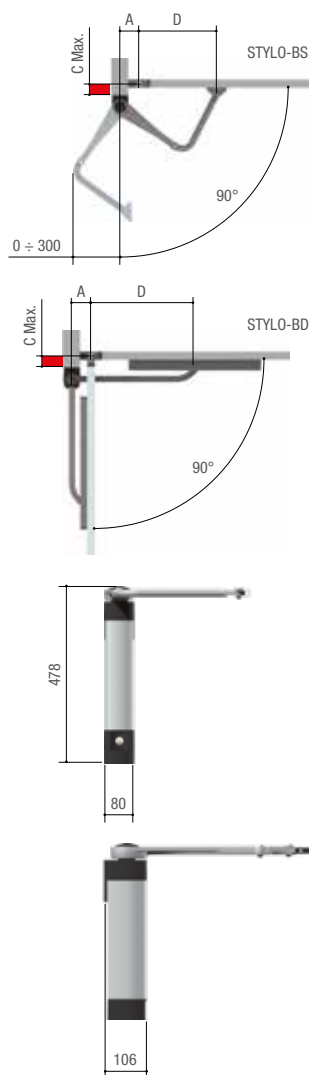
PRODUCT	24V DC	EN TESTED	CAME
STYLO-ME	■	■	■
STYLO-RME	■	■	■
ZL92	■	■	■
LB90	■	■	■

The table here above, shows **only** products associated to the mentioned **CAME technologies**. All other range products are listed on the General Catalogue.

002LB90 - 12 V – 1.2 Ah or 7 Ah batteries - not supplied.

002LB90 – On the 002ZL92 with 12 V 1.2 Ah batteries there is a battery rack inside.

DIMENSIONS (MM)



APPLICATION DIMENSIONS (MM)

ARTICULATED ARM LEAF OPENING (°)	STYLO-BS		
	A	D	C Max.
90	90	450	0
90	90	450	180
90	130	450	180
120	170	450	0

STRAIGHT ARM LEAF OPENING (°)	STYLO-BD		
	A	D	C Max.
90	90	400	200
90	230	300	180
135	230	300	0

OPERATING LIMITS

MODELS	STYLO-ME · STYLO-RME		
Max. width of leaf (m)	1,8	1,2	0,8
Max. weight of leaf (kg)	100	125	150
Max. leaf opening (°)	120 (with STYLO-BS arm) - 135 (with STYLO-BD arm)		

TECHNICAL CHARACTERISTICS

MODELS	STYLO-ME	STYLO-RME
Protection rating (IP)	54	54
Power supply to motor (V)	24 DC	24 DC
Absorption (A)	5 Max.	5 Max.
Power (W)	48	48
Opening time at 90° (s)	ADJUSTABLE	ADJUSTABLE
Duty/cycle (%)	HEAVY-DUTY	HEAVY-DUTY
Torque (Nm)	100	100
Operating temperature (°C)	-20 ÷ +55	-20 ÷ +55

■ 24 V DC

© KADENAGE18 - 2018 - EN

CAME reserves the right to make any changes to this document at any time. Even partial reproduction is prohibited.

CAME

CAME S.P.A.

Via Martiri della Libertà, 15
31030 Dosson di Casier
Treviso - ITALY

CAME.COM



We are a leading multinational supplier of integrated high-tech solutions for automating residential, public and urban settings, which generate intelligent spaces for the wellbeing of people.

- GATE OPERATORS
- VIDEO ENTRY SYSTEMS KIT
- BURGLAR ALARM SYSTEM
- HOME AUTOMATION
- TEMPERATURE CONTROL
- OPERATORS FOR AWNINGS AND SHUTTERS
- GARAGE DOORS AND INDUSTRIAL DOORS
- AUTOMATIC DOORS
- TURNSTILES AND ACCESS CONTROL
- BOLLARDS AND PERIMETER SECURITY
- PARKING FACILITIES AND ROAD BARRIERS

